


City of Arlington
Quarterly Investment Report
Ending June 30, 2022




September 20, 2022

To The Honorable Mayor Jim Ross,
Members of the City Council,
and City Manager,
City of Arlington


The attached information comprises the quarterly investment report for the City of Arlington, Texas for the quarter ended June 30, 2022. The undersigned acknowledge that the City's investment portfolio has been and is in compliance with the policies and strategies as contained in the City's Investment Policy as adopted by Resolution 21-223 for the City of Arlington, and also in compliance with the Public Funds Investment Act of the State of Texas.




Kathleen Depweg, Interim Director of Finance




Ethan Klos, Treasurer



Mark Davies, Cash and Debt Administrator



Trina Freeman, Senior Budget Analyst



Lisa Williams, Senior Treasury Analyst



MEMORANDUM

TO: Mayor and City Council

FROM: Kathleen Depweg, Interim Director of Finance

SUBJECT: Quarterly Investment Report

DATE: September 20, 2022

The quarterly investment report has been prepared for the Mayor and City Council as required by Section 2256.023 Internal Management Reports of the Public Funds Investment Act.

The quarterly report includes an investment portfolio summary, and several pages presenting individual investment securities as required by the Act. The report covers all investments of the City and the Venue Debt Reserve. Below is the June 30, 2022 ending values.

	<i>Par Value</i>	<i>Book Value</i>	<i>Market Value</i>	<i>QTY Interest</i>
<i>City Total</i>	\$896,903,627	\$881,500,640	\$896,722,809	\$1,405,951
<i>Venue Total</i>	<u>\$48,126,651</u>	<u>\$48,126,651</u>	<u>\$48,126,651</u>	<u>\$69,394</u>
<i>Grand Total</i>	\$945,030,278	\$929,627,291	\$944,849,460	\$1,475,345

The ending book value for the City Total does not include \$9.3mil in collateralized cash balances at the depository bank (JPMorgan).

The yield for the quarter and fiscal year to date on the main portfolio is as follows:

	<u>Qtr. Yield</u>	<u>FY to Date Yield</u>
City Portfolio	.94%	.54%

Investment Performance

	YTD Yield FY 22	YTD Yield FY 21
<i>City Portfolio</i>	0.94%	0.61%
<i>Venue Debt Reserve</i>	1.05%	0.03%
<i>Rolling 12-month Treasury</i>	2.65%	0.07%

The one-year treasury is considered to be the safest and most liquid investment and provides a good measure of market yields.



All supplementary/detail reports are available at the City Secretary’s office. Please contact me with any questions you have at 817-459-6202 or Kathleen.Depweg@arlingtontx.gov

cc: Trey Yelverton, City Manager

City of Arlington Investment Portfolio Summary as of 06/30/2022

Fund Type		Par Value	Market Value	Book Value	Qtr Interest Earnings
General Operating	Value at 03/31/2022	768,959,700	757,733,856	760,117,069	577,265
	Net Change	107,843,927	104,582,134	116,832,302	779,692
	Value at 06/30/2022	876,803,627	862,315,990	876,949,371	1,356,957
Self Insurance	Value at 03/31/2022	11,125,000	10,911,453	11,101,959	44,765
	Net Change	(25,000)	(268,883)	(199,286)	(6,485)
	Value at 06/30/2022	11,100,000	10,642,570	10,902,673	38,279
Water Debt Service	Value at 03/31/2022	9,000,000	8,744,841	9,023,784	10,801
	Net Change	0	(202,761)	(153,019)	(86)
	Value at 06/30/2022	9,000,000	8,542,080	8,870,765	10,715
City Total	Value at 03/31/2022	692,294,595	692,982,306	692,928,122	491,599
	Net Change	204,609,032	188,518,334	203,794,687	914,352
	Value at 06/30/2022	896,903,627	881,500,640	896,722,809	1,405,951

		Par Value	Market Value	Book Value	Qtr Interest Earnings
Venue Total	Value at 03/31/2022	34,948,900	34,948,900	34,948,900	4,781
	Net Change	13,177,751	13,177,751	13,177,751	64,612
	Value at 06/30/2022	48,126,651	48,126,651	48,126,651	69,394

Financial Terms

Par Value – Face Value of the Bonds, Principal which will pay at maturity

Book Value – The Value at which a debt security is shown on the holder's balance sheet. Book Value is often acquisition cost +/- amortization/accretion, which may differ markedly from market value. (Book Value is updated monthly by accounting)

Market Value - The price at which a security is trading and could presumably be purchased or sold. (Market value is updated at the end of each month through Interactive Data Corporation)



**Main City Port
Investments by All Types
Active and Redeemed Investments
June 30, 2022**

City of Arlington
Financial Services Department
101 S. Mesquite St. Ste. 800
Arlington, TX 76010
(817)459-6264

CUSIP	Investment #	Fund	Issuer	Par Value	Purchase Price	Book Value	Current Rate	Maturity Date	Call Date	Call Price
Fund: General Fund										
Texpool										
SYS95	95	1000	TexPool	615,761.91	100.0000000	615,761.91	1.001			
			Subtotal	615,761.91		615,761.91				
			General Fund Subtotal	615,761.91		615,761.91				
Fund: Pooled Portfolio										
Treasury Coupon Securities/T-Notes										
91282CAC5	1829	1002	U.S. Treasury	15,000,000.00	100.0390625	15,000,341.32	0.125	07/31/2022		
91282CAN1	1830	1002	U.S. Treasury	15,000,000.00	100.0519870	15,001,231.98	0.125	09/30/2022		
912828XW5	1832	1002	U.S. Treasury	0.00	102.1875000	0.00	1.750	06/30/2022		
912828WZ9	1833	1002	U.S. Treasury	0.00	101.9140625	0.00	1.750	04/30/2022		
91282CCX7	1851	1002	U.S. Treasury	10,000,000.00	99.7968750	9,984,947.49	0.375	09/15/2024		
912828YA2	1867	1002	U.S. Treasury	20,000,000.00	100.7968750	20,032,160.87	1.500	08/15/2022		
912828D56	1877	1002	U.S. Treasury	10,000,000.00	99.7890625	9,981,206.95	2.375	08/15/2024		
			Subtotal	70,000,000.00		69,999,888.61				
Federal Agency Coupon Securities										
31422BQD5	1746	1002	Farmer Mac	0.00	100.0000000	0.00	1.600	12/20/2021		
31422BXH8	1771	1002	Farmer Mac	10,000,000.00	100.0000000	10,000,000.00	0.850	03/20/2023		
31422BY20	1795	1002	Farmer Mac	10,000,000.00	100.0000000	10,000,000.00	0.170	07/14/2022		
31422BZ94	1798	1002	Farmer Mac	10,000,000.00	100.0000000	10,000,000.00	0.240	10/23/2023		
31422XAQ5	1827	1002	Farmer Mac	10,000,000.00	100.0000000	10,000,000.00	0.140	04/03/2023		
31422XAP7	1828	1002	Farmer Mac	10,000,000.00	100.0000000	10,000,000.00	0.125	02/01/2023		
31422XBV3	1836	1002	Farmer Mac	10,000,000.00	100.0000000	10,000,000.00	0.220	12/15/2023		
31422XLN0	1849	1002	Farmer Mac	15,000,000.00	100.0000000	15,000,000.00	0.160	02/28/2023		
31422XNN8	1853	1002	Farmer Mac	15,000,000.00	100.0000000	15,000,000.00	0.380	01/05/2024		
31422XNP3	1855	1002	Farmer Mac	15,000,000.00	100.0000000	15,000,000.00	0.450	04/04/2024		
31422XPC0	1856	1002	Farmer Mac	10,000,000.00	100.0000000	10,000,000.00	0.760	10/28/2024		
31422XPQ9	1857	1002	Farmer Mac	15,000,000.00	100.0000000	15,000,000.00	0.720	05/08/2024		
31422XQC9	1859	1002	Farmer Mac	10,000,000.00	100.0000000	10,000,000.00	0.780	05/29/2024		
31422XRZ7	1860	1002	Farmer Mac	20,000,000.00	100.0000000	20,000,000.00	0.940	12/27/2024		

**Main City Port
Investments by All Types
June 30, 2022**

CUSIP	Investment #	Fund	Issuer	Par Value	Purchase Price	Book Value	Current Rate	Maturity Date	Call Date	Call Price
Fund: Pooled Portfolio										
Federal Agency Coupon Securities										
31422XSB9	1861	1002	Farmer Mac	10,000,000.00	100.0000000	10,000,000.00	0.580	09/27/2023		
31422XSN3	1870	1002	Farmer Mac	15,000,000.00	100.0000000	15,000,000.00	1.100	01/24/2025		
31422XTM4	1872	1002	Farmer Mac	10,000,000.00	100.0000000	10,000,000.00	1.180	08/11/2024		
31422XZA3	1887	1002	Farmer Mac	10,000,000.00	100.0000000	10,000,000.00	2.350	09/01/2023		
31422XYW6	1888	1002	Farmer Mac	15,000,000.00	100.0000000	15,000,000.00	3.250	06/02/2025	12/02/2022	100.0000000
3133EK3W4	1744	1002	Federal Farm Credit Bank	0.00	99.8329240	0.00	1.550	10/25/2021		
3133EMLF7	1818	1002	Federal Farm Credit Bank	10,000,000.00	100.0000000	10,000,000.00	0.120	09/22/2022		
3133EMMX7	1824	1002	Federal Farm Credit Bank	10,000,000.00	99.9500000	9,997,928.73	0.180	07/13/2023		
3133EMTD4	1834	1002	Federal Farm Credit Bank	10,000,000.00	100.0000000	10,000,000.00	0.370	03/15/2024		
3133EMQM7	1841	1002	Federal Farm Credit Bank	10,000,000.00	99.9250000	9,995,937.50	0.200	02/16/2024		
3133EMVP4	1842	1002	Federal Farm Credit Bank	8,500,000.00	99.8680000	8,495,605.50	0.125	04/13/2023		
3133EMWL2	1843	1002	Federal Farm Credit Bank	10,000,000.00	100.0000000	10,000,000.00	0.200	07/19/2023		
3133EMYX4	1844	1002	Federal Farm Credit Bank	10,000,000.00	99.8890000	9,995,216.32	0.125	05/10/2023		
3133EMN57	1846	1002	Federal Farm Credit Bank	10,000,000.00	100.0000000	10,000,000.00	0.440	06/28/2024		
3133EMP30	1847	1002	Federal Farm Credit Bank	10,000,000.00	99.9630000	9,998,773.52	0.150	12/30/2022		
3133ENNX4	1873	1002	Federal Farm Credit Bank	10,000,000.00	99.9400000	9,994,761.11	1.670	02/14/2025	02/14/2024	100.0000000
3133ENWH9	1881	1002	Federal Farm Credit Bank	10,000,000.00	99.8514760	9,985,862.72	2.900	05/09/2025		
3133ENXF2	1882	1002	Federal Farm Credit Bank	10,000,000.00	100.0000000	10,000,000.00	2.600	02/23/2024		
3133ENXE5	1884	1002	Federal Farm Credit Bank	10,000,000.00	99.8760000	9,988,036.30	2.850	05/23/2025		
3130AKDH6	1802	1002	Federal Home Loan Bank	10,000,000.00	99.8680000	9,997,980.53	0.125	10/21/2022		
313381BR5	1823	1002	Federal Home Loan Bank	10,000,000.00	103.2754250	10,075,660.40	1.875	12/09/2022		
313379Q69	1837	1002	Federal Home Loan Bank	0.00	102.4344306	0.00	2.125	06/10/2022		
3130AMVA7	1845	1002	Federal Home Loan Bank	10,000,000.00	100.0000000	10,000,000.00	0.330	06/28/2024	09/28/2022	100.0000000
3130APBA2	1852	1002	Federal Home Loan Bank	10,000,000.00	100.0000000	10,000,000.00	0.550	09/30/2024	06/30/2022	100.0000000
3130AQQ71	1871	1002	Federal Home Loan Bank	10,000,000.00	99.9203470	9,995,508.46	0.500	01/24/2023		
3130AQV65	1875	1002	Federal Home Loan Bank	10,000,000.00	100.0000000	10,000,000.00	1.500	08/28/2024	02/28/2023	100.0000000
3130ARZ95	1883	1002	Federal Home Loan Bank	10,000,000.00	100.0000000	10,000,000.00	2.700	11/24/2023	05/24/2023	100.0000000
3130ARZB0	1885	1002	Federal Home Loan Bank	10,000,000.00	100.0000000	10,000,000.00	3.125	11/26/2024	05/26/2023	100.0000000
3130ARYC9	1886	1002	Federal Home Loan Bank	10,000,000.00	100.0000000	10,000,000.00	3.000	05/30/2024	05/30/2023	100.0000000
3130ASDS5	1889	1002	Federal Home Loan Bank	10,000,000.00	99.7680000	9,977,460.16	2.750	06/28/2024		
3130ASDX4	1890	1002	Federal Home Loan Bank	10,000,000.00	100.0000000	10,000,000.00	3.150	06/27/2025	06/27/2023	100.0000000
3134GVQ68	1778	1002	Federal Home Loan Mortgage Corp	5,000,000.00	100.0000000	5,000,000.00	0.375	06/16/2023		
3134GV5F1	1781	1002	Federal Home Loan Mortgage Corp	10,000,000.00	100.0000000	10,000,000.00	0.375	07/14/2023		
3134GW6E1	1805	1002	Federal Home Loan Mortgage Corp	10,000,000.00	100.0300000	10,001,344.83	0.320	11/02/2023	11/02/2022	100.0000000
3137EAES4	1806	1002	Federal Home Loan Mortgage Corp	5,000,000.00	100.1048650	5,001,965.53	0.250	06/26/2023		
3134GXBE3	1813	1002	Federal Home Loan Mortgage Corp	10,000,000.00	100.0000000	10,000,000.00	0.250	08/16/2023	08/16/2022	100.0000000

Portfolio MAIN
AP

**Main City Port
Investments by All Types
June 30, 2022**

CUSIP	Investment #	Fund	Issuer	Par Value	Purchase Price	Book Value	Current Rate	Maturity Date	Call Date	Call Price
Fund: Pooled Portfolio										
Federal Agency Coupon Securities										
3134GXBC7	1816	1002	Federal Home Loan Mortgage Corp	10,000,000.00	100.0000000	10,000,000.00	0.180	11/18/2022		
3137EAEV7	1826	1002	Federal Home Loan Mortgage Corp	10,000,000.00	100.2730090	10,012,363.24	0.250	08/24/2023		
3137EAES4	1840	1002	Federal Home Loan Mortgage Corp	15,000,000.00	100.1620000	15,010,689.59	0.250	06/26/2023		
3135G05G4	1825	1002	Federal National Mortgage Assoc	10,000,000.00	100.2427472	10,010,319.55	0.250	07/10/2023		
3135G0ZR7	1878	1002	Federal National Mortgage Assoc	10,000,000.00	100.7180000	10,064,194.76	2.625	09/06/2024		
			Subtotal	553,500,000.00		553,599,608.75				
Commer. Paper Disc. -Amortizing										
PPEW72QB	1869	1002	Alaska HSG FIN	0.00	99.9311670	0.00	0.210	05/12/2022		
04085MY21	1850	1002	Arkansas Electric Corp	0.00	99.9906670	0.00	0.070	11/02/2021		
37362JD41	1868	1002	Georgia Trans Corp	0.00	99.9700000	0.00	0.120	04/04/2022		
91512DB26	1858	1002	University of Texas PERM	0.00	99.9761110	0.00	0.100	02/02/2022		
92181PAC16	1848	1002	Vanderbilt University	0.00	99.9491670	0.00	0.100	01/12/2022		
			Subtotal	0.00		0.00				
Texpool										
SYS93	93	1002	TexPool	10,640,737.57	100.0000000	10,640,737.57	1.001			
TEXPRI	PRI18	1002	TexPool Prime	88,460,019.29	100.0000000	88,460,019.29	1.203			
			Subtotal	99,100,756.86		99,100,756.86				
Texas CLASS										
CLASS-G 4001	1738	1002	Texas CLASS	8,113,282.01	100.0000000	8,113,282.01	0.866			
CLASS 0001	1739	1002	Texas CLASS	100,358,113.39	100.0000000	100,358,113.39	1.158			
			Subtotal	108,471,395.40		108,471,395.40				
Tex Daily MMA										
SYS1101	1101	1002	TexasDaily	5,806,412.27	100.0000000	5,806,412.27	1.000			
			Subtotal	5,806,412.27		5,806,412.27				
Municipal Bonds-Not Texas										
021087YH8	1879	1002	Alpine SD	8,000,000.00	100.0260000	8,001,936.83	2.700	03/15/2025		
021087YG0	1880	1002	Alpine SD	4,000,000.00	101.2790000	4,045,790.44	3.150	03/15/2024		
041431EV4	1804	1002	County of Arlington, Virginia	1,000,000.00	100.0000000	1,000,000.00	0.397	08/01/2023		
574193SN9	1764	1002	State of Maryland	7,000,000.00	100.0000000	7,000,000.00	0.860	03/15/2023		
64971XQR2	1784	1002	New York City	5,000,000.00	100.0000000	5,000,000.00	0.420	08/01/2023		

**Main City Port
Investments by All Types
June 30, 2022**

CUSIP	Investment #	Fund	Issuer	Par Value	Purchase Price	Book Value	Current Rate	Maturity Date	Call Date	Call Price
Fund: Pooled Portfolio										
Municipal Bonds-Not Texas										
6446827D2	1893	1002	New Hampshire State	8,845,000.00	99.9230000	8,843,519.42	0.160	12/01/2022		
97705MRS6	1794	1002	State of Wisconsin	0.00	100.2820000	0.00	0.390	05/01/2022		
			Subtotal	33,845,000.00		33,891,246.69				
TexStar MMA										
SYS1100	1100	1002	TexStar	5,464,300.56	100.0000000	5,464,300.56	0.985			
			Subtotal	5,464,300.56		5,464,300.56				
			Pooled Portfolio Subtotal	876,187,865.09		876,333,609.14				
Fund: Water and Sewer										
Treasury Coupon Securities/T-Notes										
91282CBC4	1891	5000	U.S. Treasury	1,600,000.00	90.5703125	1,449,360.56	0.375	12/31/2025		
			Subtotal	1,600,000.00		1,449,360.56				
Federal Agency Coupon Securities										
3133ELYR9	1786	5000	Federal Farm Credit Bank	0.00	100.1691913	0.00	0.250	05/06/2022		
3130AABG2	1723	5000	Federal Home Loan Bank	0.00	98.2695600	0.00	1.875	11/29/2021		
3130AQF57	1862	5000	Federal Home Loan Bank	1,600,000.00	99.7500000	1,597,012.66	0.625	12/22/2023		
3134GWTU0	1787	5000	Federal Home Loan Mortgage Corp	1,000,000.00	100.0000000	1,000,000.00	0.375	06/28/2024	09/28/2022	100.0000000
3137EAES4	1788	5000	Federal Home Loan Mortgage Corp	1,600,000.00	100.0576063	1,600,330.18	0.250	06/26/2023		
3137EAEU9	1792	5000	Federal Home Loan Mortgage Corp	1,600,000.00	99.9590013	1,599,584.34	0.375	07/21/2025		
3135G0W66	1865	5000	Federal National Mortgage Assoc	1,600,000.00	101.8640000	1,624,477.07	1.625	10/15/2024		
			Subtotal	7,400,000.00		7,421,404.25				
			Water and Sewer Subtotal	9,000,000.00		8,870,764.81				
Fund: Self-Insurance										
Treasury Coupon Securities/T-Notes										
912828N30	1725	5130	U.S. Treasury	3,100,000.00	99.8750000	3,099,483.90	2.125	12/31/2022		
91282CBT7	1892	5130	U.S. Treasury	2,000,000.00	91.1953125	1,824,163.13	0.750	03/31/2026		
			Subtotal	5,100,000.00		4,923,647.03				

**Main City Port
Investments by All Types
June 30, 2022**

CUSIP	Investment #	Fund	Issuer	Par Value	Purchase Price	Book Value	Current Rate	Maturity Date	Call Date	Call Price
Fund: Self-Insurance										
Federal Agency Coupon Securities										
3130AABG2	1646	5130	Federal Home Loan Bank	0.00	99.5330000	0.00	1.875	11/29/2021		
3130AEEQ9	1706	5130	Federal Home Loan Bank	0.00	99.5420756	0.00	2.650	05/16/2022		
3130AQF57	1863	5130	Federal Home Loan Bank	2,000,000.00	99.7500000	1,996,265.82	0.625	12/22/2023		
3137EAEX3	1864	5130	Federal Home Loan Mortgage Corp	2,000,000.00	97.2377000	1,952,164.04	0.375	09/23/2025		
3135G0W66	1866	5130	Federal National Mortgage Assoc	2,000,000.00	101.8640000	2,030,596.33	1.625	10/15/2024		
			Subtotal	6,000,000.00		5,979,026.19				
			Self-Insurance Subtotal	11,100,000.00		10,902,673.22				
			Total	896,903,627.00		896,722,809.08				



**Venue Complex
Investments by All Types
Active and Redeemed Investments
June 30, 2022**

City of Arlington
Financial Services Department
101 S. Mesquite St. Ste. 800
Arlington, TX 76010
(817)459-6264

CUSIP	Investment #	Fund	Issuer	Par Value	Purchase Price	Book Value	Current Rate	Maturity Date	Call Date	Call Price
Fund: Stadium Debt Service and Reser										
BNY Mellon										
BNY103170	10115	2002	BNY Mellon Trust MMA	48,126,650.90	100.0000000	48,126,650.90	1.340			
			Subtotal	48,126,650.90		48,126,650.90				
			Stadium Debt Service and Reser Subtotal	48,126,650.90		48,126,650.90				
			Total	48,126,650.90		48,126,650.90				