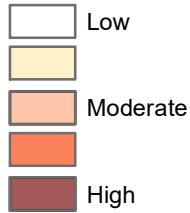


Feral Cat Trap-Neuter-Return (TNR) Activities FY2023

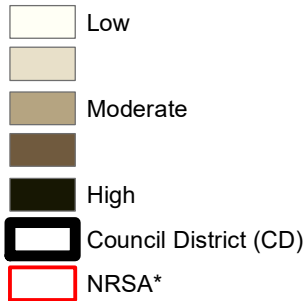
October 1, 2022 through September 30, 2023

Total Activities = 754

Occurrences per Square Mile



Count by Zip Code



Counts by Code District:

North District (w/out NRSA) = 48
West District (w/out NRSA) = 222
East District = 189
South District = 269
NRSA = 26

Counts by Council District (CD):

CD 2 = 186
CD 3 = 175
CD 4 = 163
CD 5 = 156
CD 1 = 74

Counts by Animal Services Zone:

East = 245
South = 299
West = 210

Top Counts by Zip Code:
76017 = 104
76010 = 103
76016 = 90
76014 = 88
76001 = 70
76018 = 67
76002 = 57
76013 = 53
76012 = 36
76011 = 31
76015 = 31
76006 = 23
76060 = 1

TNR Activity by Officer:

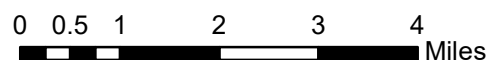
1. Annette DeLaRosa = 367
2. Sami Brinkmann = 265
3. Alexandria DiazDeLeon = 49
4. Sean McKinley = 21
5. Alex Pollard = 13
6. DJ Garrett = 13
7. David Davis = 12
8. Erika Brooks = 12
9. Juan Santana = 1
10. Troy Webster = 1

Top Five Results for TNR Activities:

1. TNR Clinic Release = 221
2. TNR Release Feral Cat = 191
3. TNR Info Provided = 110
4. TNR Education = 101
5. TNR - Investigation = 76



DISCLAIMER: This data has been compiled by The City of Arlington using various official and unofficial sources. Although every effort was made to ensure the accuracy of this data, no such guarantee is given or implied.



Map Created by: Weemes, C.

